

LIVING GUIDE MORIOKA

MORIOKA INTERNATIONAL RELATIONS ASSOCIATION

〒020-8531 MORIOKA-SHI WAKAZONO-CHO 2-18
TEL 019-626-7524

e-mail moriintl@nifty.com
<http://www.e-morioka.com/~moriintl/top.html>



Rules for Garbage Separation to Change in August 2010

Rules for sorting out garbage will change in the Morioka and Tonan areas, starting in August.

In addition to the items we have been separating for collection, **plastic and paper packaging materials** will be required to be separated. Packaging includes containers or wrapping materials of whatever we buy.

Plastic packaging materials that are sorted out and collected are to be recycled into planters for gardening, while paper ones are into toilet tissue.

Let's follow the new rules and be eco-friendly Moriokans!

Rules for Separating and Putting out Plastic Packages

• When you find



On a plastic package, it is the plastic packaging material to be sorted out and collected under the new rules. **If the package is dirty or wet, however, it's not good for recycling.**

Put it in combustible or incombustible garbage, according to the existing rules.

Bring the package materials

To the garbage collection point in your neighborhood **on the recycling day (for glass/plastic**

bottles and cans) in the Morioka area. If you live in the Tonan area bring them to the collection point on the designated dates which are to be informed later.

Put the materials in a transparent or semi-transparent bag and tie it up so that the materials don't get wet with rain or snow.

Do not put the plastic materials in the bag of bottles or cans, because they are collected by different collection vehicles.

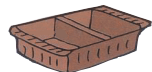
Categories for Plastic Packages (except dirty ones)

- Plastic bag of snack or sweets

Individual package – plastic package

Compartment material – plastic package

Outer bag or wrapper – plastic package



- Plastic bottle (PET bottle)

Cap – plastic package

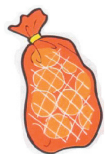
Label – plastic package

Bottle – Plastic bottles (PET bottles)



Plastic items to be collected separately under the new rules are those that can be easily cleaned with water:

such as a net bag of fruits,



caps of spray cans,



film wrappers of vegetables,



plastic drug containers, milk products/*natto* containers, *tofu*/strawberries/ice cream containers, shampoo bottles (nozzles go to incombustible garbage), polystyrene foam containers, colored food trays, pudding/jelly cups, lunch boxes, shopping bags and egg packages. **Clean them with water and dry them before putting them out for collection.**



Not to be Collected are:

- Product in the package

Videotape case – combustible garbage



Videotape – incombustible garbage



Bucket and wash basin – incombustible garbage

White food tray – take them to the collection box of super markets and other stores.

- Items that cannot be cleaned easily, such as a **mayonnaisse container, shampoo refill pack, bag of potato chips – combustible garbage**
- Bottle of oil** – incombustible garbage



* In the Tonan area, videotapes, buckets, wash basins and oil bottles go to combustible garbage.

Rules for Separating and Putting out Paper Packages

When you find



On a paper package, it is the paper material to be collected under the new rules. **If the item is dirty or wet, however, it's not good for recycling.** Put it out on the combustible garbage days.

Put the following items out on the used paper collection days or resource collection days in your neighborhood: **cardboard, paper box that contained food (except snacks and sweets) and towels or other clothes, package of six cans of beer and paper bags.**



Put paper cartons (such as milk cartons) out on the resource collection day in your neighborhood or into the collection box you find at super markets or other stores. (In the Tonan area they are collected on the "paper carton" collection days.)

Bring the package materials

To the collection box in your neighborhood in the Morioka area. The locations of the collection boxes will be informed later. If you live in the Tonan area bring them to the collection point on the designated dates which will be informed later.

Put the materials in a transparent or semi-transparent bag and tie it up so that the materials don't get wet with rain or snow. Fold or crush paper boxes to make them compact.

Categories for Paper Packages

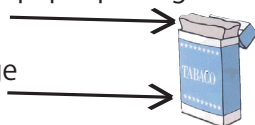
Tobacco boxes

Outer film – plastic package



Aluminum-backed paper – paper package

Outer box – paper package

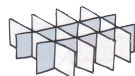


Snack/sweets boxes

Individual bag – plastic package



Compartment material – paper package (Plastic one goes to plastic package.)



Outer box – paper package



Paper cartons for *sake* and other drinks (Their inner surface is coated with aluminum.)

Cap – plastic package

Carton – paper package

Other paper packages to be collected include wrapping paper of copier paper, *waribashi* chopstick bags, ice cream containers, wrapping paper for gum or chocolate and thick paper inserted in packaged shirts.

For more information, contact (in Japanese only):

Morioka Area: Morioka-shi Shigen Junkan Suishin-ka (Recycling Promotion Division of Morioka City) (phone: 019-622-2911)

Tonan Area: Morioka-Shiwa-Chiku Kankyo Shisetsu Kumiai Seiso Center (phone: 019-697-3835)

Tamayama-ku: Zeimu Jumin-ka, Tamayama Sogo Shisho (Tax and Citizen Service Division, Tamayama Branch Office) (Tel 019-683-3805)