

LIVING GUIDE MORIOKA

MORIOKA INTERNATIONAL RELATIONS ASSOCIATION

〒020-8531 MORIOKA-SHI WAKAZONO-CHO 2-18
TEL 019-626-7524

e-mail moriintl@nifty.com

<http://www.e-morioka.com/~moriintl/top.html>

Prevention of Water Pipe Freezing

When the temperature drops to four degrees Celsius below zero or lower, water pipes often get frozen or burst. Thawing out the pipes costs you time and money. To avoid such unexpected expenses, drain the water from the water pipes when temperature goes down to four degrees below zero or lower.

When you go to sleep or not to use the tap water for a long time in any reasons, it's strongly recommended to drain all the water from the water pipes for preventing the freeze.

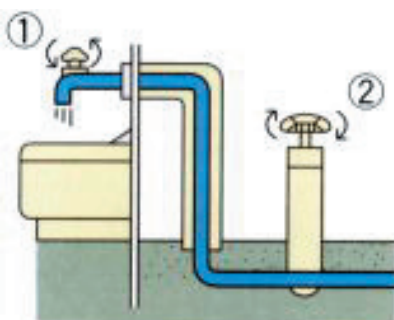
※ Whenever you close or open the drain valve, it should be done completely.

Turning off or on the drain valve halfway can cause frozen pipes or the water leakage.

※ Please drain off the water from all types of water heaters, too. Be sure to follow the manufacturer's instructions to the letter for the detailed procedures of the drainage.

How to drain water from the pipes

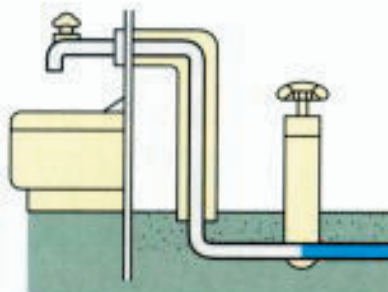
1. To drain the water



① Turn the water faucet to the fully open the water faucet to let the water go out.

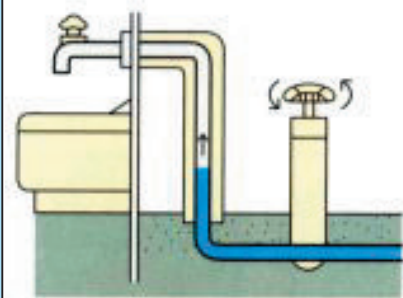
② Turn off the main valve.

2. After draining the water



Leave the faucet fully open.

3. To use the water

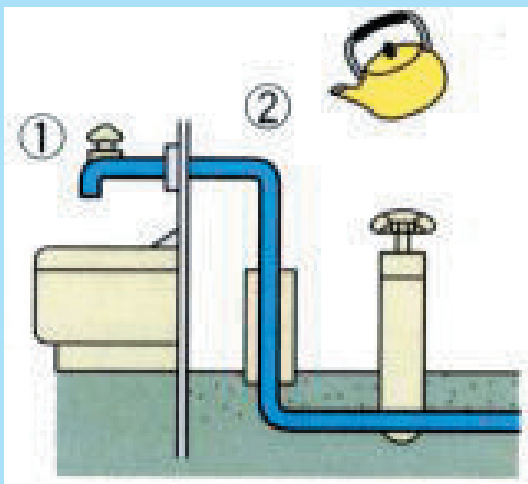


Fully open the main valve.

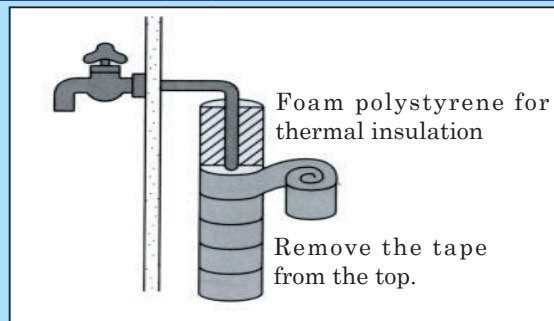
When you find the water pipes frozen Thaw the pipe by the following procedures.

1. Turn the water faucet to the fully open position.
2. Remove the thermal foam-polystyrene cover from the pipe.
3. Fully open the main valve.
4. Pour hot water little by little —as thin as a thread – in the order of 1,2 in the figure. Continue it patiently until the frozen pipe is thawed.

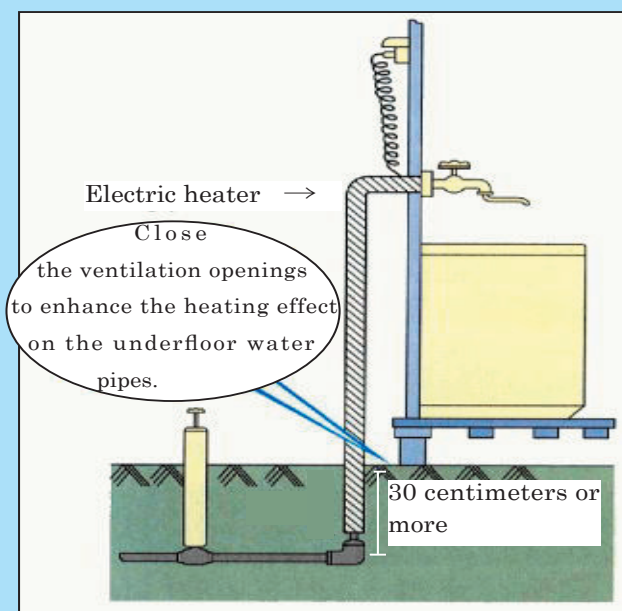
※ Be sure to avoid pouring hot water on the frozen water pipes. It may trigger a pipe burst. If you stop pouring hot water when the water comes out slowly, the pipe often get frozen again. So keep pouring hot water patiently until the water gushes out.



To remove the thermal insulation foam polystyrene;



When you use an electric water pipe heater;



- * When you install an electric heater, do it carefully after reading the instructions.
- * Talk to one of the plumbers designated by the City of Morioka when you install an electric heater.

Notes

- (1) When you cannot thaw frozen water pipes by yourself, ask one of the plumbers designated by the city authority.
- (2) When defrosting frozen water pipes, do not apply fire directly to the pipes.
- (3) Use of an electric pipe thawer can cause fire or other accidents. For safety reasons it is better to ask one of the designated plumbers.

※ For more information contact:

The Water supply and drainage Service Division of Waterworks and Sewerage Bureau of Morioka City
at 019-623-1411 (Japanese only).

HP : <http://www.city.morioka.iwate.jp/12suido/soumu/suidou/kurasitosuidou/touketu.html>

